



Joomla!®

August 24<sup>th</sup>, 2024

[www.pizza-bugs-fun.com](http://www.pizza-bugs-fun.com)

Servers provided by Wicked Software

# PIZZA... BUGS & FUN

JUST SQUASH IT



#PBF24

**PIZZA  
BUGS  
& FUN**  
JUST SQUASH IT

# Pizza Bugs and Fun

How to prepare



**PIZZA  
BUGS  
& FUN**  
JUST SQUASH IT



# The website

[pizza-bugs-fun.com](http://pizza-bugs-fun.com)

# Create a Joomla Identity Portal account

[identity.joomla.org](https://identity.joomla.org)

Login

Approve consent



**PIZZA  
BUGS  
& FUN**  
JUST SQUASH IT



[www.pizza-bugs-fun.com](http://www.pizza-bugs-fun.com)

# Join Mattermost

[joomlacommunity.cloud.mattermost.com](https://joomlacommunity.cloud.mattermost.com)

Or

[joom.la/chat](https://joom.la/chat)

# More info on Mattermost

[magazine.joomla.org/all-issues/november-2022/getting-the-most-out-of-mattermost](https://magazine.joomla.org/all-issues/november-2022/getting-the-most-out-of-mattermost)



**PIZZA  
BUGS  
& FUN**  
JUST SQUASH IT

# Join the PBF channel

[joomlacommunity.cloud.mattermost.com/main/channels/or-pbf](https://joomlacommunity.cloud.mattermost.com/main/channels/or-pbf)



**PIZZA  
BUGS  
& FUN**  
JUST SQUASH IT



[www.pizza-bugs-fun.com](http://www.pizza-bugs-fun.com)

# Testing or creating patches



**PIZZA  
BUGS  
& FUN**  
JUST SQUASH IT



# Join GitHub

[github.com](https://github.com)

[github.com/joomla/joomla-cms](https://github.com/joomla/joomla-cms)



# Access a server instance

From the Mattermost channel





# Setup the Patch Tester extension

Create a personal access token at GitHub

GitHub profile settings -> Developer settings -> Personal access tokens

OR

GitHub Token

Use this field to input a GitHub API Token in place of your username and password. Note that this is required if your account has Two Factor Authentication enabled.

To setup an access token, follow these steps.

1. [Create a Personal Access Token](#)

# Install the latest nightly build

[developer.joomla.org/nightly-builds.html](https://developer.joomla.org/nightly-builds.html)



# Install the Patch Tester extension



[github.com/joomla-extensions/patchtester/releases](https://github.com/joomla-extensions/patchtester/releases)








# Without the Patch Tester extension

Pull Requests tagged NPM at Github

  **All checks have passed** [Hide all checks](#)  
3 successful checks

 <b>Download</b> — Prebuilt packages are available for download.	<a href="#">Details</a>
 <b>continuous-integration/appveyor/pr</b> — AppVeyor build succeeded	<a href="#">Details</a>
 <b>continuous-integration/drone/pr</b> — Build is passing	<a href="#">Details</a>

# Reporting test results

[issues.joomla.org](https://issues.joomla.org)



**PIZZA  
BUGS  
& FUN**  
JUST SQUASH IT



[www.pizza-bugs-fun.com](http://www.pizza-bugs-fun.com)

# User Documentation





# Create a Joomla Documentation account

[docs.joomla.org](https://docs.joomla.org)

Don't have an account?

Join Joomla! Documentation



# Useful links

[docs.joomla.org/J4.x:Joomla\\_4\\_User\\_Manual\\_Index](https://docs.joomla.org/J4.x:Joomla_4_User_Manual_Index)

[docs.joomla.org/J4.x:Magazine\\_Articles](https://docs.joomla.org/J4.x:Magazine_Articles)

[docs.joomla.org/JHelp:Cheatsheet](https://docs.joomla.org/JHelp:Cheatsheet)



# Developer Documentation

[manual.joomla.org](http://manual.joomla.org)

Fork [github.com/joomla/manual](https://github.com/joomla/manual)

Create PRs against the main branch